

**IN THE HIGH COURT OF SOUTH AFRICA  
GAUTENG DIVISION, PRETORIA**

Case No: 22588/2020

In the matter between:

**EQUAL EDUCATION** 1<sup>st</sup> Applicant

**THE SCHOOL GOVERNING BODY OF  
VHULAUDZI SECONDARY SCHOOL** 2<sup>nd</sup> Applicant

**THE SCHOOL GOVERNING BODY OF  
MASHAO HIGH SCHOOL** 3<sup>rd</sup> Applicant

and

**MINISTER OF BASIC EDUCATION** 1<sup>st</sup> Respondent

**MEC EDUCATION, EASTERN CAPE** 2<sup>nd</sup> Respondent

**MEC EDUCATION, FREE STATE** 3<sup>rd</sup> Respondent

**MEC EDUCATION, GAUTENG** 4<sup>th</sup> Respondent

**MEC EDUCATION, KWAZULU-NATAL** 5<sup>th</sup> Respondent

**MEC EDUCATION, LIMPOPO** 6<sup>th</sup> Respondent

**MEC EDUCATION, MPUMALANGA** 7<sup>th</sup> Respondent

**MEC EDUCATION, NORTHERN CAPE** 8<sup>th</sup> Respondent

**MEC EDUCATION, NORTH WEST** 9<sup>th</sup> Respondent

**MEC EDUCATION, WESTERN CAPE** 10<sup>th</sup> Respondent

**CHILDREN'S INSTITUTE** *Amicus curiae*

---

**AFFIDAVIT BY THE DEPARTMENT OF BASIC EDUCATION IN TERMS  
OF PARAGRAPH 103.10 OF THE ORDER OF COURT**

---

H.M. MRE.

I, the undersigned,

**HUBERT MATHANZIMA MWELI**

hereby declare under oath as follows:

1

1.1 I am a major male, the Director-General of the Department of Basic Education.

1.2 My office is situated at Sol Plaatjie House, 222 Struben Street, Pretoria, Gauteng.


1.3 The facts deposed in this Affidavit fall within my personal knowledge, unless otherwise indicated, and are true and correct.

2 The purpose of this Affidavit is to comply with the provisions of paragraph 103.10 of the Judgment of the above Honourable Court dated 17 July 2020. This is the fourth Affidavit and the third progress report Affidavit filed in terms of the Order of the above Honourable Court.


3 I refer the above Honourable Court to the previous Affidavits and the contents thereof, already filed.

H. Mweli

- 4 In the Report, referred to below, reference is made of a letter by the Applicants' attorney, dated 10 September 2020. A copy of the letter is annexed hereto as annexure "HM1".
- 5 In compliance with the Court Order a report that has been prepared, and which report is annexed hereunto as annexure "HM2". The contents of the Report, and its annexure marked "A" are incorporated into this Affidavit through reference.
- 6 I annex hereto as annexure "HM3" an affidavit of the honourable Minister of Basic Education.


  
 \_\_\_\_\_  
**DEPONENT**

SIGNED and sworn to before me at Pretoria on the 21<sup>st</sup> day of SEPTEMBER 2020, the deponent having acknowledged that he/she knows and understands the contents of this affidavit and all the provisions of Act 16 of 1963 and the Regulations promulgated in terms thereof concerning the taking of the oath having been complied with in my presence and within the area for which I have been appointed as Commissioner of Oaths.

  
 \_\_\_\_\_  
**COMMISSIONER OF OATHS**

Capacity: Attorney  
 Full names: Modikelle Andries

DEPARTMENT OF TRANSPORT/LEGISLATION  
 3RD FLOOR FORUM BUILDING  
 159 STRUBEN STREET  
 PRETORIA, 0002  
**COMMISSIONER OF OATHS**  
 EX OFFICIO  
 REPUBLIC OF SOUTH AFRICA

  
**COMMISSIONER OF OATHS**  
 EX OFFICIO  
 REPUBLIC OF SOUTH AFRICA

H M

Physical address:

---

DEPARTMENT OF TRANSPORT/LEGISLATION  
3RD FLOOR FORUM BUILDING  
159 STRUBEN STREET  
PRETORIA, 0002  
**COMMISSIONER OF OATHS**  
EX OFFICIO  
REPUBLIC OF SOUTH AFRICA

H. van  
METS.



EQUAL  
EDUCATION  
LAW CENTRE

**Department of Basic Education**

Mrs Angelina Motshekga  
Minister of Basic Education  
By email: [Mabua.S@dbe.gov.za](mailto:Mabua.S@dbe.gov.za)

Mr Hubert Mathanzima Mwel  
Director-General, Basic Education  
By email: [Mweli.M@dbe.gov.za](mailto:Mweli.M@dbe.gov.za);  
[Tom.N@dbe.gov.za](mailto:Tom.N@dbe.gov.za)

**Eastern Cape Province**

Mr Fundile David Gade  
MEC of Education  
By email: [nombuyekezo.nkwenkwezi@ecdoe.gov.za](mailto:nombuyekezo.nkwenkwezi@ecdoe.gov.za) /  
[mbuz@webmail.co.za](mailto:mbuz@webmail.co.za)

**Free State Province**

Mr Pule Herbert Isak Makgoe  
MEC of Education  
By email: [mec@edu.fs.gov.za](mailto:mec@edu.fs.gov.za) /  
[tate.makgoe@vodamail.co.za](mailto:tate.makgoe@vodamail.co.za)

**Gauteng Province**

Mr Panyaza Lesufi  
MEC of Education and Acting MEC of Social  
Development  
By email: [Panyaza.Lesufi@gauteng.gov.za](mailto:Panyaza.Lesufi@gauteng.gov.za)

**Limpopo Province**

Ms Polly Boshielo  
MEC of Education  
By email: [matloumj@edu.limpopo.gov.za](mailto:matloumj@edu.limpopo.gov.za) /  
[Mashabakm@edu.limpopo.gov.za](mailto:Mashabakm@edu.limpopo.gov.za)

**KwaZulu-Natal**

Mr Kwazi Mshengu  
MEC of Education  
By email: [Balakhile.Sishi@kzndoe.gov.za](mailto:Balakhile.Sishi@kzndoe.gov.za)

**Mpumalanga**

Mr Bonakele Majuba  
MEC of Education  
By email: [pmhlanga@education.mpg.gov.za](mailto:pmhlanga@education.mpg.gov.za) /  
[r.motubatse@education.mpu.gov.za](mailto:r.motubatse@education.mpu.gov.za)

**Northern Cape**

Mrs Nontobeko Vilakazi  
Acting MEC of Education  
By email: [eurekaboikanyo@ncdoe.gov.za](mailto:eurekaboikanyo@ncdoe.gov.za)

**North-West Province**

Mr Johannes Nkhono Mohlala  
Administrator, North West Department of  
Education  
By email: [intmohlala@nwpg.gov.za](mailto:intmohlala@nwpg.gov.za) /  
[intmohlala@gmail.com](mailto:intmohlala@gmail.com) /  
[tmoswatlhe@gmail.com](mailto:tmoswatlhe@gmail.com)

**Copied:** The State Attorney, Pretoria

By email: [PrKhosa@justice.gov.za](mailto:PrKhosa@justice.gov.za)

10 September 2020

Dear Minister, Director-General and MECs for Basic Education


**PROGRESS REPORTS IN TERMS OF THE COURT ORDER IN EQUAL EDUCATION & OTHERS v  
MINISTER OF BASIC EDUCATION & OTHERS (22588/2020)**

1. We refer to our letter of 7 September 2020.

H. M. M. S.

2. We recognise that reporting on the number of learners receiving meals is difficult for the reasons laid out in your reports.
3. We are, however, concerned at the extent of inconsistency in reporting, between the National and Provincial reports and the reports in Parliament. This inconsistency is reflected in the table attached hereto.
4. We request that, in the next reports filed in terms of the order of court, there is greater clarity and consistency in the reporting on the number of learners receiving food under the NSNP.
5. In particular, it would be helpful if:
  - a. Figures are clearly labelled to clarify whether they refer to all learners receiving meals, only learners at school receiving meals, or only learners who are at home, who are receiving meals;
  - b. Specific figures are provided on learners who are at home, but receiving meals;
  - c. The number of food parcels distributed is provided;
  - d. The dates when figures were collected are clearly indicated; and
  - e. Clear contradictions in data provided, are explained.

Sincerely



Sasha Stevenson  
Attorney at SECTION27  
[stevenson@section27.org.za](mailto:stevenson@section27.org.za)

Chandre Stuurman / Sipho Mzakwe  
Attorney at Equal Education Law Centre  
[chandre@eelawcentre.org.za](mailto:chandre@eelawcentre.org.za) / [siphom@eelawcentre.org.za](mailto:siphom@eelawcentre.org.za)

H-Nb MZK

NUMBER OF LEARNERS RECEIVING NSNP MEALS										
Province	Eastern Cape	KwaZulu-Natal	Limpopo	Gauteng	North-West	Northern Cape	Free State	Mpumalanga	Western Cape	
First Court Report 3 August	-	-	-	-	-	-	257 045	NA	NA	
	-	-	-	-	-	-	29 816	NA	NA	
	7 037	2 349 729 Claims all qualifying learners are receiving meals	8 June 196 028 25 June "provisions" for 240 386	1.5 million	-	-	286 861 (own calculation)	27 to 31 July "All learners" at home received food parcels	NA	
TOTAL	-	2 347 706	1 595 165	117 849	63 573	17 028	22 153	700 586	NA	
Second Court Report Annexure F of DG Report 6 August	8 Jun - 27 Jul 145 462	8 Jun - 27 Jul -	8 Jun - 27 Jul 196 028	8 Jun - 27 Jul 182 715	8 Jun - 27 Jul 61 940	8 Jun - 27 Jul 133 264	8 Jun - 27 Jul 73 217	8 Jun - 27 Jul 915 533	8 Jun - 27 Jul 240 559	
	27 Jul - 31 Aug 345 290	27 Jul - 31 Aug 1 667 895	27 Jul - 31 Aug 1 398 605	27 Jul - 31 Aug 509 918	27 Jul - 31 Aug 75 709	27 Jul - 31 Aug 188 955	27 Jul - 31 Aug 516 755	27 Jul - 31 Aug 915 533	27 Jul - 31 Aug 373 403	
							3-5 Aug 22 153		NA	
Third Court Report Provincial Report	8 Jun - 27 Jul 145 462								NA	
	27 Jul - 31 Jul 38 594								NA	
	3 Aug - 7 Aug 7 498								NA	

Done  
11-08-17

	11 - 14 Aug 22 326																		
	27 Jul - 19 Aug 412 914																		
	17 - 21 Aug 344 496																		
	8 Jun - 27 Jul 206 707	8 Jun - 27 Jul 196 028	15 Jan - 21 Aug (ave, (3 districts not included) 1 368 238	27 Jul - 31 Jul 7307	27 Jul - date 75 709	509 918	8 Jun - 27 Jul 133 264	3 Aug - 7 Aug 22 326	27 Jul - 31 Jul 188 955	3 - 5 Aug 80 597	26 Aug 345 290	26 Aug 516 755	26 Aug 188 955	26 Aug 915 533	26 Aug 575 494	26 Aug 373 403	26 Aug 915 533	26 Aug 575 494	26 Aug 373 403
	13 Aug 344 496	27 Jul - 31 Aug 1 398 605	3 - 21 Aug (all districts) 1 368 238					26 Aug 1 667 873											
	TOTAL	26 Aug 1 398 605						26 Aug 509 918											
	TOTAL	886 603	658 665	182 832	42 256	954 632	102 592	56 551	124 827	575 494	123 493	629 150	753 977	676 954	101 451	676 954	676 954	676 954	676 954
DBE Parliament Report NSNP Presentation by Granville Wittle 1 September	Phased in	886 603	658 665	182 832	42 256	954 632	102 592	56 551	124 827	575 494	123 493	629 150	753 977	676 954	101 451	676 954	676 954	676 954	676 954
	Not phased in	344 496	1 693 703	556 211	53 531	318 597	13 898												
DBE Parliament Report School Readiness Presentation by DG 1 September	TOTAL	1 231 099	2 352 368	739 043	95 787	1 273 229	116 490	180 044	753 977	676 954	676 954	676 954	676 954	676 954	676 954	676 954	676 954	676 954	676 954
		(own calculation)	(own calculation)	(own calculation)	(own calculation)	(own calculation)	(own calculation)	(own calculation)	(own calculation)	(own calculation)	(own calculation)	(own calculation)	(own calculation)	(own calculation)	(own calculation)	(own calculation)	(own calculation)	(own calculation)	(own calculation)

H-M  
mms



DEPARTMENT OF BASIC  
EDUCATION EQUAL  
EDUCATION- JUDGMENT  
AND COURT ORDER  
COMPLIANCE: NATIONAL  
SCHOOL NUTRITION  
PROGRAMME

**MINISTER'S REPORT AS AT 17 SEPTEMBER 2020**

H. A. C. M. S.

## Introduction

The National School Nutrition Programme (NSNP) has been impacted by the COVID-19 pandemic and this 3<sup>rd</sup> report will reflect on the performance of the programme with regards to providing meals to learners as at 11 September 2020. The report will provide a further update to the Gauteng North High Court from the previous report submitted on 28 August 2020 as support to the letter addressed to the Minister of Basic Education, from Section27/Equal Education (EE) dated 10 September 2020.

## Feedback on Equal Education (EE) letter to Minister, dated 10 September 2020

The EE letter to the Minister raises concerns on the different number of learners that are provided with meals on the NSNP. The previous NSNP report, indicated that the annual business plans with the submitted annexure involves a targeted number of learners per province for the 2020/21 financial year which are used for planning the implementation of the programme. The variation in numbers reflects the actual number of learners that are provided with meals, as reported by provinces.

The previous reports reflected the monitoring plans and provided the templates as annexures, to emphasize that a standard monitoring system is implemented across provinces. The collection of 'real-time' data on daily feeding, is a challenge within the programme since most provinces use paper- based data collection methods.

In the current report, seven (7) provinces have made use of the standard monitoring tools. Eastern Cape and Western Cape have not yet been able to implement the standard monitoring as monitors are not yet allowed on the premises. Schools in these provinces are still reluctant to allow external officials and community members on the school grounds due to the COVID-19 pandemic.

## Quarterly reports

The Department of Basic Education's financial year starts from 01 April to 31 March, the following year. Due to the COVID-19 pandemic not all provinces submitted the 2020/21

quarter 1 report and performance indicators. The second quarter report is due to the Department on 15 October 2020.

The reports are aligned with the Monitoring, Reporting and Responding (MRR) methodology. The Monitoring, Reporting and Responding (MRR) is a methodology that is aimed at helping to measure performance at the school level. The key performance indicators (KPIs) focus on "learners served on a daily basis a nutritious meal on time". Monitoring plans and templates were submitted in previous reports. This report will provide data that is being collected for July and August 2020 (**Annexure A**) as Provincial Education Departments (PEDs) are currently collecting information for September 2020. The 2<sup>nd</sup> quarter report (July, August and September) will be submitted on the 15 October 2020.

Table 1: Provinces submitted monitoring reports for July and September 2020 per district as indicated below.

Province	Status	DBE Summary (attached)
NC	All districts	Yes
FS	Data on status excludes 1 district (TMED) report, looks like there was no monitoring in TMED	Yes
MP	All districts	Yes
LIM	Data on status excludes 1 district, due to number verification	Yes
NW	All districts	Yes
GT	Few districts did not submit July but they are still collecting. We have captured what we received	Yes
KZN	All districts	Yes
WC	No monitoring conducted during July/August hence no report available (likely to receive for Sept)	No
EC	No monitoring conducted during July/August hence no report available (likely to receive for Sept)	No

The total of monitoring visits and performance of schools for July and August 2020 are attached in **Annexure A** which reflects the number of schools monitored, the number of school that is providing meals, meals time and the quality of the meals with regards to food groups.

## Revised 2020/21 Business Plans

The National Department received revised provincial business plans which are in the process of being assessed for compliance. In terms of the departmental process and Treasury Regulations, the Transferring Officer is required to approve and sign off the amended business plans prior to sending to National Treasury, and after a thorough a process of assessment towards compliance. This process has taken longer than anticipated due to feedback comments to and from the provinces as well as signing off by the Heads of Departments and Provincial Treasuries. The Department will therefore make available the revised business plans upon approval by the Director-General in forthcoming reports.

## A summary of Provincial statistics on feeding approaches

Provinces committed to provide meals to all learners on the programme and have to adhere to rotational timetables as to adhere to social distancing. Learners at school receive cooked meals and others food parcels. The **Table 2** below indicates the uptake of the meals by learners as at 11 September 2020 as part of the lockdown feeding statistics. There has been a significant increase from 5,9 million in the previous report to the current 7,7 million learners benefitting from the programme.

DBE report as at 11 September 2020			
Provinces	Learner numbers as per 2020/2021 Business Plans	Number of learners receiving meals as 26 Aug	Number of learners receiving meals as 11 September 2020
Eastern Cape	1 677 483	345 290	1 488 853
Free State	592 581	516 755 (weekly cumulative data)	426 853 (Thabo Mofusanyana all districts reported – weekly cumulative)
Gauteng	1 170 136- approved business plan 1 545 562 amended business plan	509 918	1 513 641 Learner numbers include equitable share for quintile 4 and 5
KwaZulu Natal	2 292 896	1 667 895	1 785 041
Limpopo	1 653 873	1 398 605	1 397 971 ( 2 districts outstanding)
Mpumalanga	915 533	915 533	915 533
North West	726 756	75 709	269 442
Northern Cape	281 294	188 955	59 743 Meals at schools- others received food parcels)
Western cape	484 569	373 403	205 902

## Provincial Feedback

### Eastern Cape

In reporting on the data collection the province has indicated that not all schools are reporting on the self-reporting data base; the extraction of the data is cumbersome and time and date specific; and the verification of correctness of the data are but some of the challenges faced. The dates and times of the extraction of the data from the live data bases are different, resulting in what may appear to be discrepancies. In addition, for certain reports, various data bases are consolidated. A total of 1 488 853 learners were provided with cooked meals as at 15 September 2020.

The province indicated that a threshold of 94% of learners both at home and in attendance at school are able to access the National School Nutrition Programme. However, the report reflects that 6% of learners are not at school and not receiving or collecting meals from schools as reported, 08 September 2020. This is very concerning, and the Department will communicate the importance of encouraging the uptake of those learners using the following mechanisms viz. phone calls to parent, e-mails, whatsapp, home visits and notices sent via classmates, were reported as already being implemented at school level with the intent to follow-up on learners who are not in attendance.

### Free State

The province has indicated that four districts (Xhariep, Motheo, Lejweleputswa and Fezile Dabi) have reported with the exception of Thabo Mofutsanyana.

A total of 426 853 learners were provided with cooked meals in the week 4 to 11 September 2020.

Staggered return to schools and offices, together with positive cases and constant closure of schools and offices have a negative impact on NSNP implementation, monitoring and reporting.

### Gauteng

A total of 1 513 641 learners were provided with cooked meals as at 11 September 2020. The province provides equitable share for quintile 4 and 5 schools and included the learner numbers provided with meals in these schools.

The advent of the Covid-19 pandemic has prompted the NSNP to change its standard operating procedures in order to manage the spread of the virus at schools. The NSNP has been affected in three areas of operations namely: feeding (serving of food), food preparations, delivery & transportation of food.

#### KwaZulu-Natal

While all the grades have since been phased-in by end of August, it can be noted that not all the learners are attending school on every school day. There are many reasons for such non-attendance which include but not limited to the following:

- a) Learners exempted from attending school for the rest of the year due to Covid-19 pandemic;
- b) Learners attending schools on a rotation basis as part of maintaining social distancing by schools that do not have sufficient space to accommodate all the learners; and
- c) Learners absent from schools for various unknown reasons

The following feeding options will still be applicable and relevant for making NSNP meal/food accessible to all the eligible learners:

Option 1: Learners attending school to be provided with a cooked meal at school

Option 2: Learners not attending school on account of being exempted or rotational basis - to be provided with a cooked meal at school

Option 3: Learners not attending school on account of being exempted or rotational basis - parents to collect a cooked meal at school on behalf of the learners

Option 4: Learners not attending school on account of being exempted or rotational basis - to collect food parcel at school on a weekly or monthly basis

Option 5: Learners not attending school on account of being exempted or rotational basis - parents to collect food parcel at school on behalf of the learners on a weekly or monthly basis

Option 6 (Other): Learners not attending school on account of being exempted or rotational basis to be provided with NSNP food through other means that may be deemed suitable by the school concerned

A total of 1 785 041 learners were provided with cooked meals as at 11 September 2020.

### Limpopo

A total number of 1 397 971 learners were provided with cooked meals as at 11 September 2020. Two districts Mokgalakwena and Waterberg have outstanding statistics.

The Province has communicated that learners should receive food from school, those in learner transport should still go and fetch food from school using the learner transport assigned to them. Schools are accommodative to rotational basis in order to feed learners.

The province to provide information on the learners that applied for exemption due to medical and other resources.

### Mpumalanga

A total of 915 533 learners were provided with meals.

Learners in all grades (primary and secondary school) have since returned to their respective schools as of 31 August 2020, There are, however challenges in the majority of schools in terms of learning spaces (shortage of classrooms) such that adherence to physical distancing cannot be observed. As a result, schools have revisited their time-tables to an extent that learners come to school at alternative days or weeks in some instances.

In order to be consistent in terms of providing meals under such challenging circumstances, the province has opted to follow the approach outlined below:

Providing meals to learners coming to school on alternative days (rotational basis). The learners are provided with meals on the day(s) they are physically present at school, e.g. ten (10) days in September.

The same group of learners are provided once off with food parcels to cater for the other eleven (11) days during September.

Providing meals to learners coming to school on alternative weeks. The same principle applies as in the case scenario 1 outlined above.

### North West

A total of 75 709 learners were provided with cooked meals. Learners attend school on rotational basis.

- The province has continued to encourage learners, parents and care givers to collect cooked meals at their respective schools.
- Communication with parents through schools will be strengthened to encourage learners to come to schools to collect meals.

- Schools will continue to document / record learners who come to schools to collect meals over and above those attending on daily basis.
- Schools have been encouraged to try to estimate and establish the numbers anticipated to attend the following day to prevent food wastage.

The province indicated that, the number of learners not fed refers to the number in those schools which did not submit their reports for capturing. It is difficult for the province to mention these numbers without evidence of reports from schools. The schools have indeed, prepared and served meals to their learners but did not submit feeding statistics.

#### Northern Cape

A total of 59 743 learners were provided with cooked meals as per rotational schedule. The province has always made it possible that school meals are accessible to all beneficiaries. This was done through flyers, local radio announcements, schools reminding learners. Other learners who are not at schools during rotation schedule, received food parcels.

There was no designated transport for this activity. Learners used the usual learner transport that transport all learners to school and back in the afternoon.

#### Western Cape

As at 11 September on average 205 902 learners were fed on a rotational basis. The Western Cape Education Department collect daily statistics by means of a programme on Google documents whereby schools report on the number of learners being fed. The schools capture the statistics and submit to the district offices. The District office will then forward a summary to Head office. The following measures were put in place:

- All NSNP schools must prepare food every day;
- The NSNP unit at Head Office has procured sufficient stock for schools via the NSNP service providers;
- An instruction was given to principals to write letters to parents to inform them that food is available every day and to indicate to learners, who are not in school, what time to collect;
- Learners may collect food at the closest school; and
- Schools have been encouraged to use their WhatsApp communication groups to inform learners about receiving food at school.

The number of learners are varying due the system that is used where schools alternate days that learners are attending school. All learners are phased in and all our schools are feeding but there is a challenge that some schools fail to report consistently.



## General Summary and Conclusion

Since schools re-opened towards phasing in most learners, it has been noted that the attendance is not yet at full capacity. Provinces have adopted various methods of integrating learners such as rotation or platoon system and this has had an impact on the NSNP implementation towards making this adjustment. Provinces (Limpopo, Mpumalanga, Northwest and Western Cape) have initiated rotational feeding to adhere to social distancing whereby timetables allow learners to attend in alternate weeks. Some provinces have made arrangements in such a way that the week when school attendance is normal, cooked meals are provided and in the weeks when learners are not at schools, a food parcel is provided to learners.

There is a challenge that schools do not report consistently on daily feeding numbers. This affects the collection of data, in time and for verification. Timetables that allows for rotational attendance further complicate feeding learner numbers. Most provinces have a marginal number of learners not attending school due to co-morbidities or due to other unknown factors. The Department is in the process of working in close cooperation with the SA-SAMS to see how best to address data collection across the sector. Other partners, like FUEL, a non-profit organisation, continue to support the NSNP data collection.

Annexure A

Zip File attached separately

Annexure A: PED monitoring statistics

H. M. M. M.

PROVINCIAL MONITORING SUMMARY - JULY & AUG 2020 - "PHASED IN GRADES"

	No. NSNP schools		No. schools Visited	% schools Visited	No. Schools Feeding	% Schools Feeding	Time finished Feeding			No. Food Groups		
	Primary	Secondary					< 10	10 - 11	After 11	3	2	1
<b>LIM</b>	2,426	1,054	43%	1,040	99%	70%	29%	1%	96%	3%	1%	
	1,297	606	47%	593	98%	34%	59%	8%	95%	5%	0%	
<b>NW</b>	959	227	24%	227	100%	50%	45%	5%	78%	22%	0%	
	366	68	19%	68	100%	25%	65%	10%	84%	16%	0%	
<b>NC</b>	290	99	34%	99	100%	57%	41%	2%	74%	24%	2%	
	100	60	60%	60	100%	28%	52%	20%	67%	32%	2%	
	113	28	25%	28	100%	61%	32%	7%	86%	14%	0%	
<b>FS</b>	556	53	10%	53	100%	62%	34%	4%	77%	23%	0%	
	255	23	9%	23	100%	48%	30%	22%	87%	13%	0%	
	90	2	2%	2	100%	100%	0%	0%	50%	50%	0%	
<b>KZN</b>	3,929	379	10%	366	97%	48%	49%	4%	86%	14%	0%	
	1,416	170	12%	167	98%	16%	68%	16%	79%	19%	2%	
<b>EC</b>	4,281	0	0%									
	794	0	0%									
<b>MIP</b>	1,116	421	38%	412	98%	< 10:00	10:00 to 12:00	After 12:00	82%	18%	1%	
	448	219	49%	216	99%	56%	37%	7%	56%	37%	7%	
<b>GT</b>	1,181	194	16%	192	99%	< 11:30	11:30 to 12:30	After 12:30	65%	34%	1%	
	448	89	20%	89	100%	38%	61%	1%	38%	61%	1%	
<b>WC</b>	576	0	0%			< 12:30	After 12:30					
	115	0	0%									
	320	0	0%									

H M  
M

PROVINCIAL MONITORING SUMMARY - JULY & AUG 2020 - "GRADES NOT PHASED IN"

	No. Schools Offering Food/Meals		% Schools Offering Food/Meals		% Learners Participating			Food/M meal Provision				Reason not fed					
	Primary	Secondary	Offering Food/Meals	% Offering Food/Meals	Below 25%	+/- 50%	+/- 75%	Most / All	Eat on site	Collected	Food Parcel	Collect	Collect	Other	Not Ready	Not Aware	Learners don't come
LIM	Primary	Secondary	675	64%	33%	23%	20%	24%	58%	21%	12%	1%	8%	5%	6%	81%	8%
			301	50%	33%	21%	20%	25%	59%	9%	20%	1%	10%	4%	7%	75%	13%
NW	Primary	Secondary	50	22%	52%	32%	6%	10%	10%	84%	2%	0%	4%	4%	3%	91%	2%
			10	15%	67%	33%	0%	0%	17%	83%	0%	0%	0%	0%	0%	93%	7%
NC	Primary	Secondary	78	79%	68%	21%	5%	6%	24%	67%	8%	0%	1%	10%	0%	90%	0%
			26	43%	100%	0%	0%	0%	15%	65%	8%	8%	4%	0%	0%	95%	5%
	Com/Int		22	79%	64%	23%	14%	0%	29%	57%	5%	5%	5%	14%	14%	71%	0%
FS	Dec Primary	Dec Secondary	52	98%	23%	28%	34%	15%	25%	75%	0%	0%	0%	0%	0%	0%	0%
	Farm Primary		23	100%	17%	17%	9%	9%	26%	74%	0%	0%	0%	0%	0%	0%	0%
			0	0%	0%	0%	0%	0%	0%	0%	0%	0%	0%	0%	0%	0%	0%
KZN	Primary	Secondary	315	83%	31%	22%	22%	26%	60%	21%	11%	5%	4%	17%	10%	72%	1%
			127	75%	33%	24%	19%	24%	67%	15%	9%	6%	3%	13%	4%	79%	4%
EC	Primary	Secondary															
MP	Primary	Secondary	362	86%	21%	35%	23%	20%	27%	26%	43%	3%	1%	5%	0%	21%	73%
			177	81%	33%	37%	20%	10%	13%	29%	50%	5%	3%	7%	4%	50%	39%
GT	Primary	Secondary	126	65%	44%	38%	12%	6%	26%	49%	20%	2%	2%	3%	10%	66%	21%
			35	39%	51%	24%	22%	3%	23%	39%	34%	0%	5%	5%	5%	70%	21%
WC	Q1-3 Pri	Q1-3 Sec															
	Q4-5 Pri & Sec																

H.M. [Signature]